

AGRIXTRA 85

MS951R

- Standard sized R1W tire for varied farming operations
- Designed for agricultural machinery applications from tractors to harvesters



Metric Size	US Equivalent	Load Index	Tire Weight (lbs)	T.D. (32nds)	GFP (sq in)
280/85R20	11.2R20	112D	85	53	116
250/85R24	9.5R24	109A8/B	86	48	109
280/85R24	11.2R24	115A8/B	99	50	128
320/85R24	12.4R24	122A8/B	121	52	158
340/85R24	13.6R24	125A8/B	135	53	174
380/85R24	14.9R24	131A8/B	168	54	206
420/85R24	16.9R24	137A8/B	203	58	243
280/85R28	11.2R28	118A8/B	114	50	139
320/85R28	12.4R28	124A8/B	134	52	169
340/85R28	13.6R28	127A8/B	150	53	185
380/85R28	14.9R28	133A8/B	187	54	217
420/85R28	16.9R28	139A8/B	221	58	256
380/85R30	14.9R30	135A8/B	201	54	230
420/85R30	16.9R30	140A8/B	238	63	264
460/85R30	18.4R30	145A8/B	276	64	306
320/85R32	12.4R32	126A8/B	154	52	179
380/85R34	14.9R34	146A8/B	238	54	237
420/85R34	16.9R34	142A8/B	260	63	280
460/85R34	18.4R34	147A8/B	298	64	325
320/85R36	12.4R36	128A8/B	163	52	190
340/85R36	13.6R36	132A8/B	192	58	211
340/85R38	13.6R38	133A8/B	198	58	217
380/80R38	14.9R38	142A8/B	235	57	210
420/85R38	16.9R38	144A8/B	280	63	295
460/85R38	18.4R38	149A8/B	324	64	343
520/85R38	20.8R38	155A8/B	404	67	409
460/85R42	18.4R42	156A8/B	399	64	422
480/80R42	18.4R42	151A8/B	373	64	364
520/85R42	20.8R42	167D	485	66.8	370
480/80R46	18.4R46	158A8/B	417	64	336
520/85R46	20.8R46	158A8/B	496	69	449
480/80R50	18.4R50	176A8/B	549	66	358
480/95R50	-	164D	494	67	396

VF/SERIES

VF420/85R34	-	154D	282	57	320
VF380/80R38	-	167D	276	58	269
VF520/85R42	-	183D	515	64	448
VF580/85R42	-	183D	646	68	596
VF480/80R46	-	177D	470	52	400
VF480/80R50	-	185D	496	62	448
VF480/95R50	-	170D	494	67	586


TRACXTRA

MS971R

Reinforced Steel-belted
Radial Construction

Radial MPT (R-4)
Multi-surface Tread Depth

Reduced Noise and Vibration



Metric Size	Load Index	Tire Weight (lbs)	T.D. (32nds)	GFP (sq in)
440/80R28	152D	245	37	220
540/65R30	156D	309	39	255
480/80R38	161D	363	36	285
650/65R42	171D	527	40	413

RADIAL AG LIMITED WARRANTY

The below Limited Warranty and Adjustment Policy is a commitment of tire replacement under certain specified conditions as provided below. This warranty policy applies to all MAXAM radial agricultural tires as specified below and does not require the existence of a defect to be considered eligible for an adjustment.

Agricultural Use*	Stubble Damage or Field Hazard Coverage	Scraper Application Use*
Up to Eight Years	With Stubble Prevention Device	With Appropriate Weight and Air Pressure Settings
Year 1 100%*	Year 1 80%	Year 1 80%
Year 2 100%*	Year 2 60%	Year 2 60%
Year 3 80%	Year 3 40%	Year 3 40%
Year 4 70%	Year 4 20%	Year 4 20%
Year 5 60%	Year 5 No Coverage	Year 5 No Coverage
Year 6 50%	Year 6 No Coverage	Year 6 No Coverage
Year 7 30%	Year 7 No Coverage	Year 7 No Coverage
Year 8 20%	Year 8 No Coverage	Year 8 No Coverage

*100% FREE REPLACEMENT

See warranty document for policy details & conditions

PRODUCT ELIGIBILITY

All MAXAM brand radial agricultural tires manufactured and/or sold after January 1, 2018 and distributed by MAXAM per its identification code and production date. This policy applies to either the original owner, the user of the tires or the original purchaser of the agricultural equipment mounted with the tires. The MAXAM agricultural tires covered by this warranty policy belong to the following family of radial products: AGRIXTRA 85, AGRIXTRA 70, AGRIXTRA 65, AGRIXTRA XL, AGRIXTRA H, AGRIXTRA N & TRACXTRA. For complete details on the MAXAM Radial Ag Limited Warranty, please visit our website: www.maxamtire.com or contact us at 1-844-MAXAM-NA.

MAXAM


300 Rosewood Drive, Suite 102. | Danvers, MA 01923 USA

PHONE: 844-MAXAM-NA | FAX: 978-560-0624

2025

MAXAM

**PERFORMANCE
ALL SEASON LONG**



**RADIAL
AGRICULTURAL
SERIES
MAXAMTIRE.COM**

AGRIXTRA 70

MS951R

- Premium R1W traction tire designed for wide tread field applications
- Designed to carry the same load capacity at both 25 & 30 mph



Metric Size	Load Index	Tire Weight (lbs)	T.D. (32nds)	GFP (sq in)
260/70R16	109D	46	39	92
280/70R16	112D	55	40	93
280/70R18	114D	60	40	100
260/70R20	113D	55	39	98
280/70R20	116D	63	40	108
300/70R20	120D	69	42	124
320/70R20	123D	74	43	143
360/70R20	129D	118	53	166
380/70R20	132D	129	54	193
360/70R24	122A8/B	139	50	158
380/70R24	125A8/B	157	52	174
420/70R24	130A8/B	181	53	201
480/70R24	138D	227	55	249
360/70R28	125A8/B	148	50	174
380/70R28	127A8/B	170	52	185
420/70R28	133A8/B	198	53	217
480/70R28	140A8/B	249	55	264
480/70R30	152D	309	60	241
520/70R30	145A8/B	304	63	306
480/70R34	155A8/B	333	60	263
520/70R34	148A8/B	332	63	332
480/70R38	145A8/B	319	57	306
520/70R38	150A8/B	366	63	354
580/70R38	155A8/B	444	71	409
620/70R42	166D	512	73	419
620/70R46	162D	575	73	547

AGRIXTRA 65

MS951R

- Premium R1W traction tire designed for wide tread field applications
- Designed for low pressure operations to reduce soil compaction



Metric Size	Load Index	Tire Weight (lbs)	T.D. (32nds)	GFP (sq in)
440/65R24	135D	172	53	220
480/65R24	140D	198	54	249
540/65R24	146D	247	58	299
420/65R28	128D	170	52	190
440/65R28	138D	190	53	221
480/65R28	142D	216	54	262
540/65R28	149D	271	58	355
540/65R30	150D	318	63	265
540/65R34	152D	329	64	361
600/65R34	157D	375	66	399.6
540/65R38	153D	364	64	388.3
600/65R38	159D	401	66	422.7
650/65R38	166D	536	71	419
650/65R42	165D	531	73	449

VF/SERIES

VF540/65R30	143D	325	59	299
VF650/65R38	180D	565	70	524
VF650/65R42	170D	559	74	595

AGRIXTRA XL

MS951R

- Large volume R1W tire designed for high horsepower tractors and harvesters
- Designed to operate in the field, on the road and in scraping applications



Metric Size	Load Index	Tire Weight (lbs)	T.D. (32nds)	GFP (sq in)
600/65R28	154D	346	64	297
600/70R28	161D	392	68	382
600/70R30	158D	410	71	336
650/65R34	161D	487	73	433
650/75R38	169D	588	76	486
650/85R38	173D	767	78	514
710/70R38	171D	690	78	487
800/70R38	178D	908	78	594
710/70R42	173D	754	78	514
710/75R42	175D	785	78	546


VF/SERIES

VF600/65R28	159D	356	64	487
VF600/60R30	158D	332	64	461
VF600/70R30	165D	408	71	527
VF650/60R34	167D	In Development	In Development	In Development
VF650/65R34	167D	487	73	545
VF710/60R38	171D	554	73	683
VF650/75R42	181D	In Development	76	799
VF650/85R42	180D	805	78	787
VF710/60R42	173D	605	74	676
VF710/70R42	179D	732	79	591
VF710/75R42	181D	783	79	801
VF900/60R42	189D	1033	81	914
VF710/65R46	183D	743	76	691

AGRIXTRA N

MS951R

- R1W & R1 narrow tires designed for both field and road applications
- Suitable for both tractors and self-propelled sprayers



Metric Size	Load Index	Tire Weight (lbs)	T.D. (32nds)	GFP (sq in)
420/90R30	147A8/B	265	62	243
230/95R32	128D	100	42	114
270/95R32	136D	127	44	144
230/95R36	130D	104	42	117.8
270/95R36	139D	125	44	159.3
270/95R38	140D	150	44	158
270/95R44	142D	161	44	182.6
320/90R46	148A8/B	233	54	195
340/85R46	150D	224	54	241
380/90R46	159A8/B	357	58	237
420/80R46	151A8/B	313	66	286
230/95R48	136D	137	42	138
270/95R48	144D	181	44	176
320/90R50	154D	In Development	In Development	In Development
380/90R50	160A8/B	386	58	244
300/95R52	151D	234	47	224
270/95R54	146D	194	43	198
320/90R54	151A8/B	264	54	212
380/90R54	152A8/B	332	62	296

VF/SERIES

VF320/90R46	165D	269	47	236.8
VF380/90R46	173D	342	47	321
VF420/95R50	179D	494	63	795
VF380/105R50	179D	445	53	382
VF320/105R54	172D	In Development	In Development	In Development

AGRIXTRA H

MS951R

- Super volume R1W tire optimized for improved flotation and heavy loads up to 40 mph – load range D
- Steel-belt construction provides improved stability, traction, and puncture resistance
- Designed for harvester and floater (spreader) applications



Metric Size	US Equivalent	Tire Weight (lbs)	Load Index	T.D. (32nds)	GFP (sq in)
1000/50R25	-	172D	807	72	499
620/75R26	23.1R26	166A8/B	501	66	360
750/50R26	-	157D	346	50	326
750/65R26	28LR26	166D	598	71	419
620/75R30	23.1R30	168D	478	74	433
650/75R32	24.5R32	172D	593	73	427
800/65R32	30.5LR32	178D	761	73	509
800/70R32	-	181D	798	73	633
900/60R32	35.5LR32	181D	871	72	560
1050/50R32	-	184D	959	59	611
1250/50R32	-	194A8/B	1246	76	1017
710/75R34	-	178D	681	74	578

VF/SERIES

VF500/85R24	-	163A8	284	49	403.5
VF1000/50R25	-	190D	784	69	585
VF520/80R26	-	168D	329	52	386
VF620/70R26	-	180D	In Development	In Development	In Development
VF750/50R26	-	174D	In Development	In Development	In Development
VF750/65R26	-	180D	In Development	In Development	In Development
VF900/75R32	-	190D	In Development	In Development	In Development
VF1050/50R32	-	198D	1014	55	767
VF1000/65R32	-	200D	In Development	In Development	In Development